

# P Series Low Profile Key Switches



## Features/Benefits

- Low profile design
- Multi-pole and multi-position
- Panel and PCB mounting
- Variety of termination styles
- RoHS Compliant

## Typical Applications

- CATV
- Low cost security devices
- Lawn equipment



Models Available

## Specifications

**CONTACT RATING:** Q contact material: 4 AMPS @ 125 V AC or 28 V DC; 2 AMPS @ 250 V AC (UL/CSA). See page L-46 for additional ratings.

**ELECTRICAL LIFE:** 10,000 make-and-break cycles at full load.

**CONTACT RESISTANCE:** Below 10 mΩ typ. initial @ 2-4 V DC, 100 mA, for both silver and gold plated contacts.

**INSULATION RESISTANCE:** 10<sup>9</sup> Ω min.

**DIELECTRIC STRENGTH:** 1,000 Vrms min. @ sea level.

**INDEXING:** 45° or 90°, 2-3 positions. Other functions available, consult Customer Service Center.

**OPERATING & STORAGE TEMPERATURE:** -30°C to 65°C

## Materials

**HOUSING:** One piece, 6/6 nylon (UL94V-2), black. Finish, matte.

**KEY:** One nickel plated brass key.

**CONTACTS AND TERMINALS:** Q contact material: Copper, silver plated. See page K-46 for additional contact materials.

**CONTACT SPRING:** Music wire or stainless steel.

**TERMINAL SEAL:** Epoxy.

**NOTE:** Any models supplied with Q, B or G contact material are RoHS compliant.

**NOTE:** Specifications and materials listed above are for switches with standard options. For information on specific and custom switchlocks, consult Customer Service Center.

## Build-A-Switch

To order, simply select desired option from each category and place in the appropriate box. Available options are shown and described on pages K-41 thru K-42. For additional options not shown in catalog, consult Customer Service Center.



K

Rotary

<p><b>Switch Function</b></p> <p><b>P10113</b> SP, 90° Index, Keypull pos. 1</p> <p><b>P20013</b> DP, 45° Index, Keypull pos. 1</p> <p><b>P20113</b> DP, 90° Index, Keypull pos. 1</p> <p><b>P1011U</b> SP, 90° Index, keypull pos. 1 &amp; 2</p> <p><b>P2011U</b> DP, 90° Index, keypull pos. 1 &amp; 2</p> <p><b>Keying</b></p> <p><b>3</b> One nickel plated brass key</p> <p><b>2</b> Two nickel plated brass keys</p> <p><b>Type</b></p> <p><b>W</b> Low profile key switch</p> <p><b>Finish</b></p> <p><b>M</b> Matte finish</p> <p><b>Terminations</b></p> <p><b>03</b> Solder lug with hole</p> <p><b>02</b> PC Thru-hole</p> <p><b>WC</b> Wire lead</p> <p><b>Mounting Style</b></p> <p><b>N</b> With nut</p> <p><b>Contact Material</b></p> <p><b>Q</b> Silver</p> <p><b>B</b> Gold</p> <p><b>G</b> Gold over silver</p> <p><b>Seal</b></p> <p><b>NONE</b> No seal</p> <p><b>E</b> Epoxy seal</p> <p><b>Color</b></p> <p><b>2</b> Black</p>	
---	--



Dimensions are shown: Inch (mm)  
Specifications and dimensions subject to change

# P Series Low Profile Key Switches

## SWITCH FUNCTION



NO. POLES	MODEL NO.	CONNECTED TERMINALS (see terminal location below.)			KEY PULL POSITIONS	SWITCH CONFIGURATION	INDEXING
		POS.1	POS. 2	POS. 3			
DP	<b>P20013</b>	8-1,4-5	1-2,5-6	2-3, 6-7	Position 1		45°
SP DP	<b>P10113</b> <b>P20113</b>	8-1 8-1,4-5	1-3 1-3,5-7		Position 1		90°
SP DP	<b>P1011U</b> <b>P2011U</b>	8-1 8-1,4-5	1-3 1-3,5-7		Position 1 & 2		

### LEGEND

- = Detent Positions (45° or 90°).
- ⊙ = Key pull possible in these positions.
- = Stop positions.

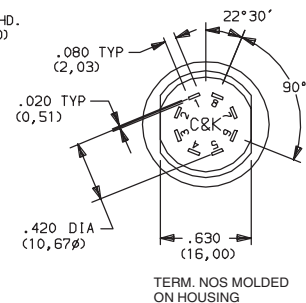
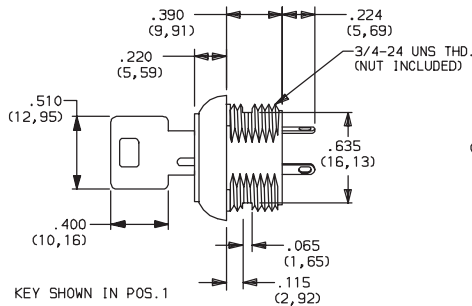
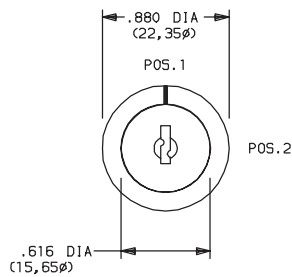
All models with all options when ordered with 'G' or 'Q' contact material.

### TERMINAL NUMBERS



Terminal numbers molded on bottom of housing.

.630  
(16,00)



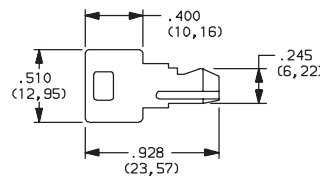
TERM. NOS MOLDED ON HOUSING

## KEYING

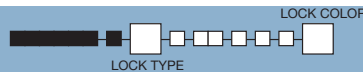


- 3** ONE NICKEL PLATED BRASS KEY
- 2** TWO NICKEL PLATED BRASS KEYS

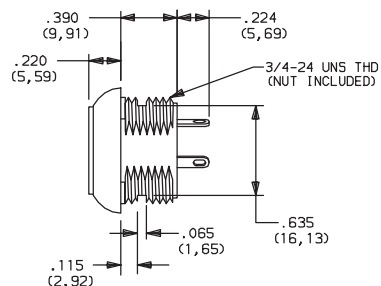
**NOTE:** All models provided with the same key code. For replacement keys or special features, consult Customer Service Center.



## TYPE



- W** LOW PROFILE KEY SWITCH



OPTION CODE	COLOR
<b>2</b>	<b>BLACK</b>

**NOTE:** Standard housing color is black. Special colors or mixed housing and key plug colors available, consult Customer Service Center.



Third Angle Projection

Dimensions are shown: mm  
Specifications and dimensions subject to change



K

Rotary

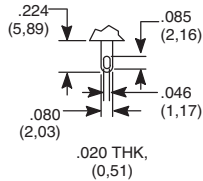
# P Series Low Profile Key Switches

## FINISH

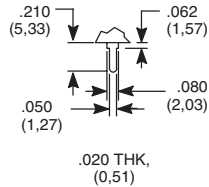
**M** MATTE FINISH

## TERMINATIONS

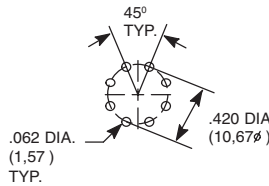
**03** SOLDER LUG WITH HOLE



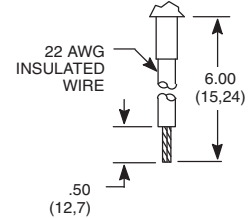
**02** PC THRU-HOLE



**PC MOUNTING**



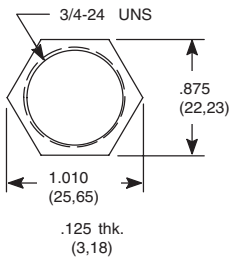
**WC** WIRE LEAD



Black wire standard, other colors, gages, and lengths available, consult Customer Service Center. UL style 1015.

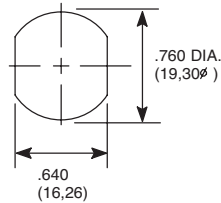
## MOUNTING STYLE

**N** WITH NUT



Nut part number: 175050700

**PANEL MOUNTING**



MOUNTING STYLE	PANEL THICKNESS
N (with nut)	.215 (5,46) max.

## CONTACT MATERIAL

OPTION CODE	CONTACT AND TERMINAL MATERIAL	RATING	
<b>Q</b>	SILVER <sup>2</sup>	POWER	4 AMPS @ 125 V AC or 28 V DC; 2 AMPS @ 250 AC V AC (UL/CSA).
<b>B</b>	GOLD <sup>1</sup>	LOW LEVEL/DRY CIRCUIT	0.4 VA MAX. @ 20 V AC or DC MAX
<b>G</b>	GOLD OVER SILVER <sup>3</sup>	LOW LEVEL/DRY CIRCUIT OR POWER	0.4 VA MAX. @ 20 V AC or DC MAX. or 4 AMPS @ 125 V AC or 28 V DC; 2 AMPS @ 250 V AC (UL/CSA)

\* Note: See Technical Data section of this catalog for RoHS compliant and compatible definition and specifications.

<sup>1</sup> CONTACTS & TERMINALS: Copper, with gold plate over nickel plate.

<sup>2</sup> CONTACTS & TERMINALS: Copper, silver plated (Standard with all termination options).

<sup>3</sup> CONTACTS & TERMINALS: Copper, with gold plate over silver plate.

**NOTE:** Any models supplied with Q, B or G contact material are RoHS compliant.

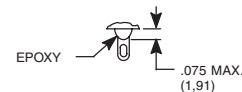
All models with all options when ordered with 'G' or 'Q' contact material.

**NOTE:** 'G' contact material is equivalent to both 'B' and 'Q' contact materials.

## SEAL

**NONE** NO SEAL

**E** EPOXY SEAL



Third Angle Projection

Dimensions are shown: Inch (mm)  
Specifications and dimensions subject to change

**C&K**



K

Rotary